

CHIEF'S REPORT
March 27, 2024

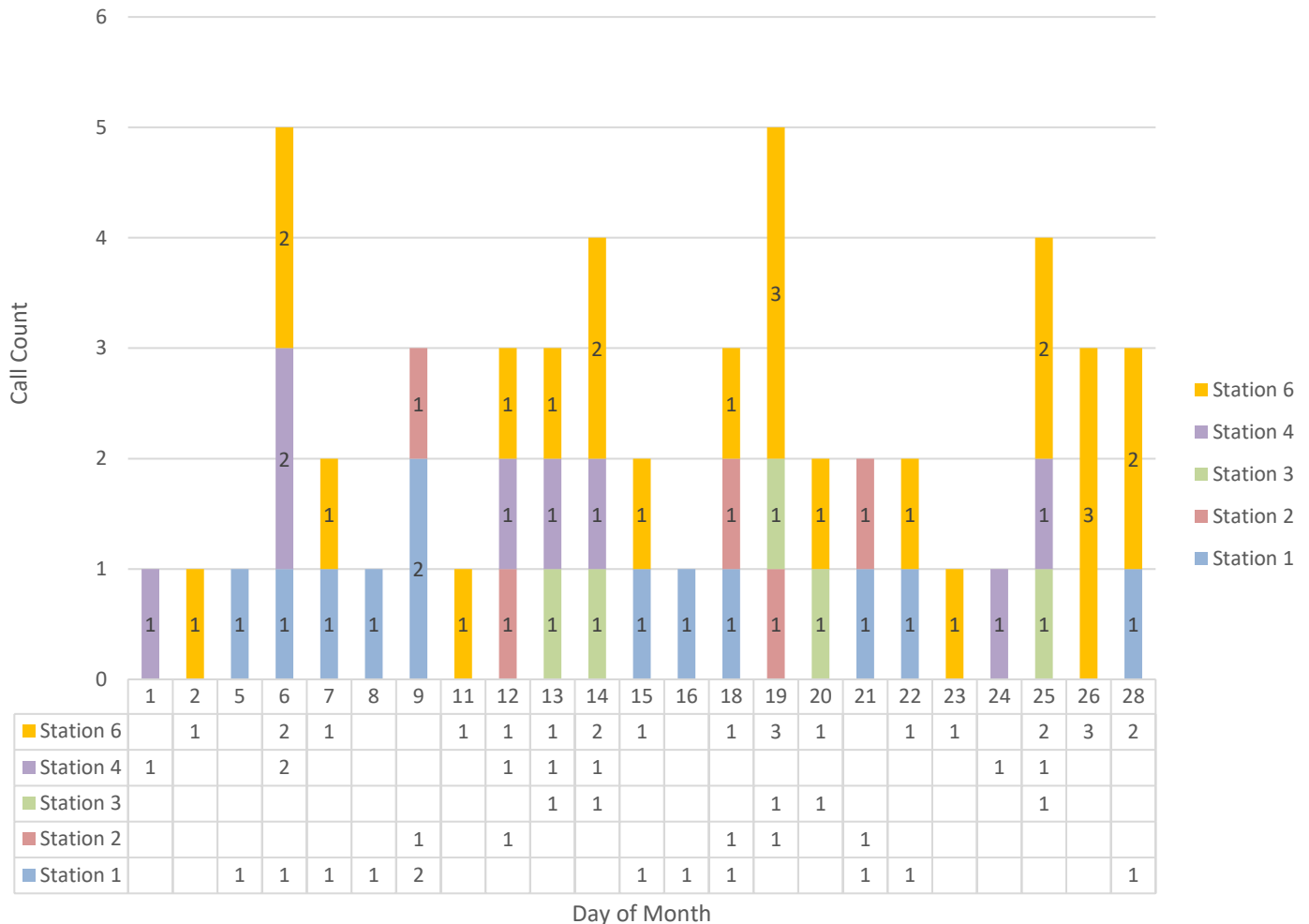
FEBRUARY INCIDENT COUNT

| Incident Type Desc | CFD | CRFPD | Other | Total |
|---|------------|-----------|-----------|------------|
| Fires | 6 | 0 | 1 | 7 |
| Overpressure rupture, Explosion, Overheat (No Fire) | 0 | 0 | 0 | 0 |
| Rescue & EMS Call | 442 | 37 | 74 | 553 |
| Hazardous Conditions | 4 | 1 | 0 | 5 |
| Service Requests | 78 | 12 | 4 | 94 |
| Good Intent | 31 | 3 | 18 | 52 |
| False Alarms | 56 | 1 | 0 | 57 |
| Total | 617 | 54 | 97 | 768 |

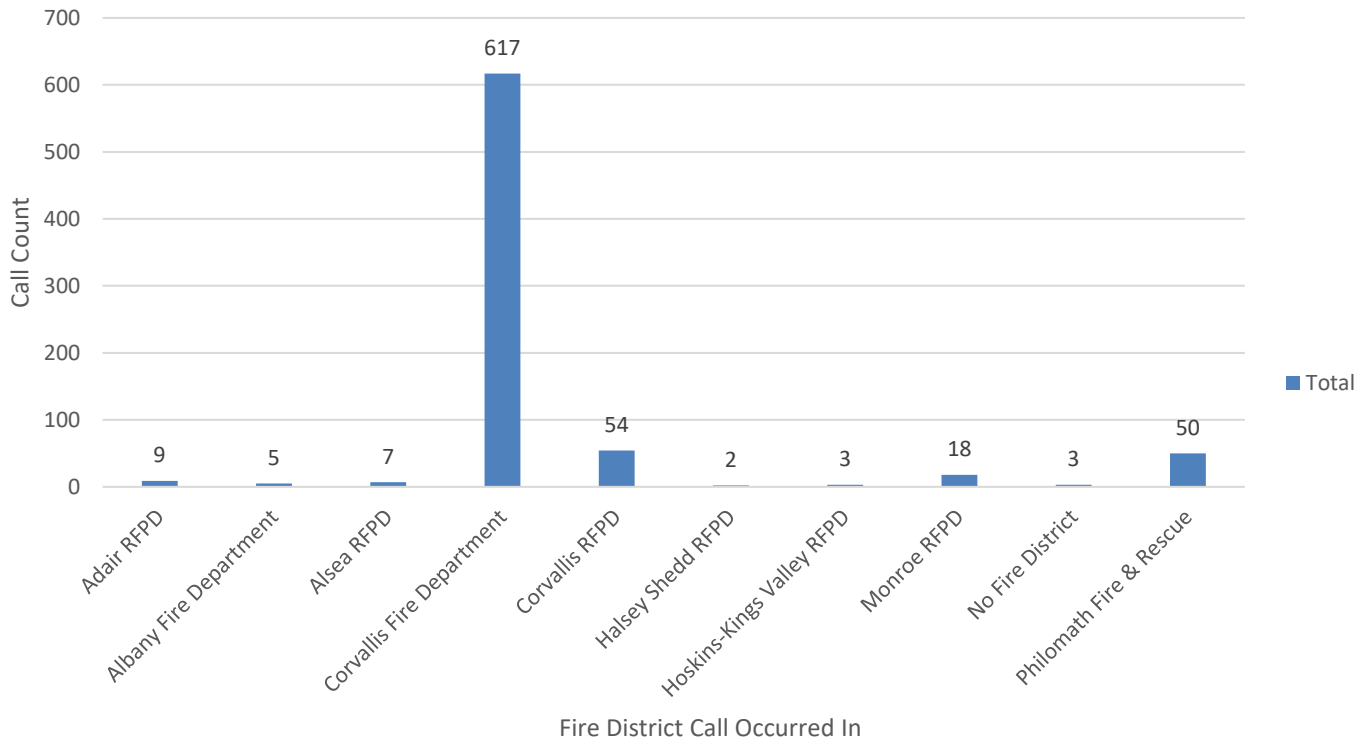
FY INCIDENT COUNT

| Incident Type Desc | CFD | CRFPD | Other | Total |
|---|-------------|------------|------------|-------------|
| Fires | 19 | 2 | 2 | 23 |
| Overpressure rupture, Explosion, Overheat (No Fire) | 0 | 0 | 0 | 0 |
| Rescue & EMS Call | 1019 | 97 | 192 | 1308 |
| Hazardous Conditions | 30 | 9 | 0 | 39 |
| Service Requests | 181 | 25 | 5 | 211 |
| Good Intent | 104 | 15 | 43 | 162 |
| False Alarms | 132 | 8 | 0 | 140 |
| Total | 1485 | 156 | 242 | 1883 |

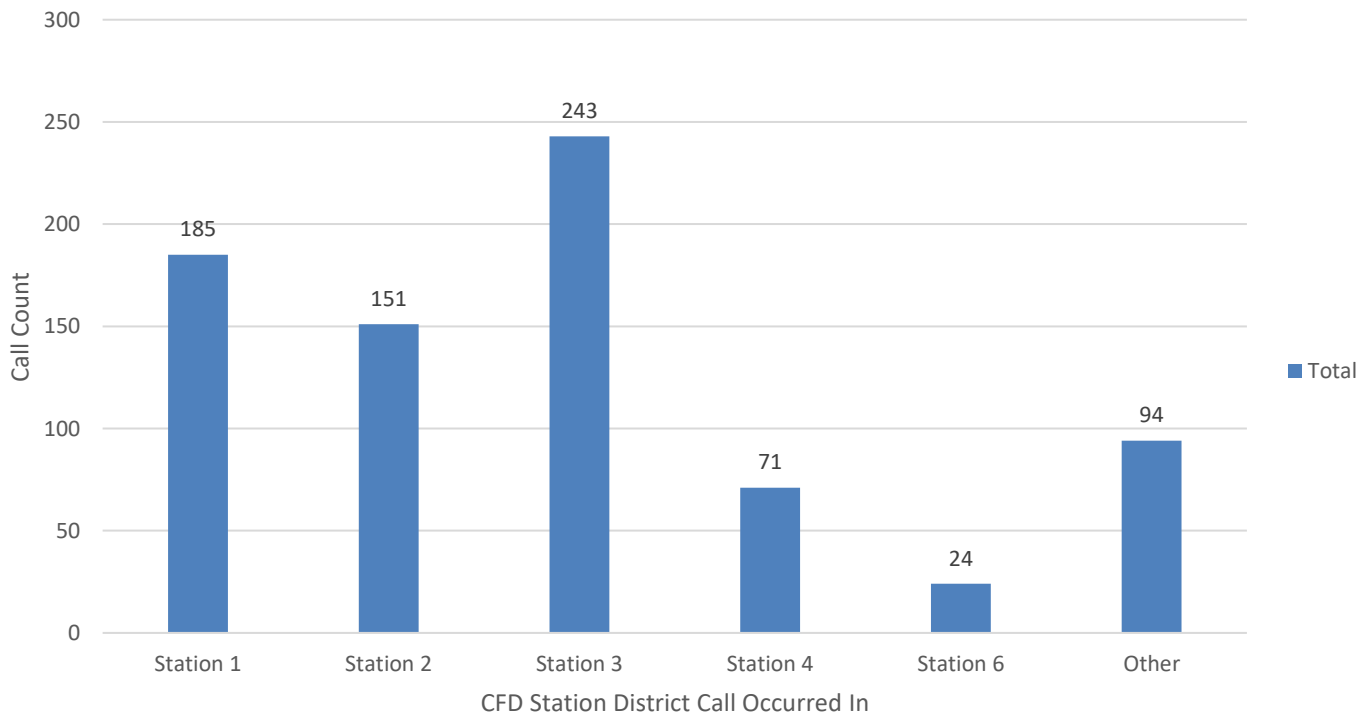
CRFPD Call Counts by Days of February 2024 and CRFPD Station District



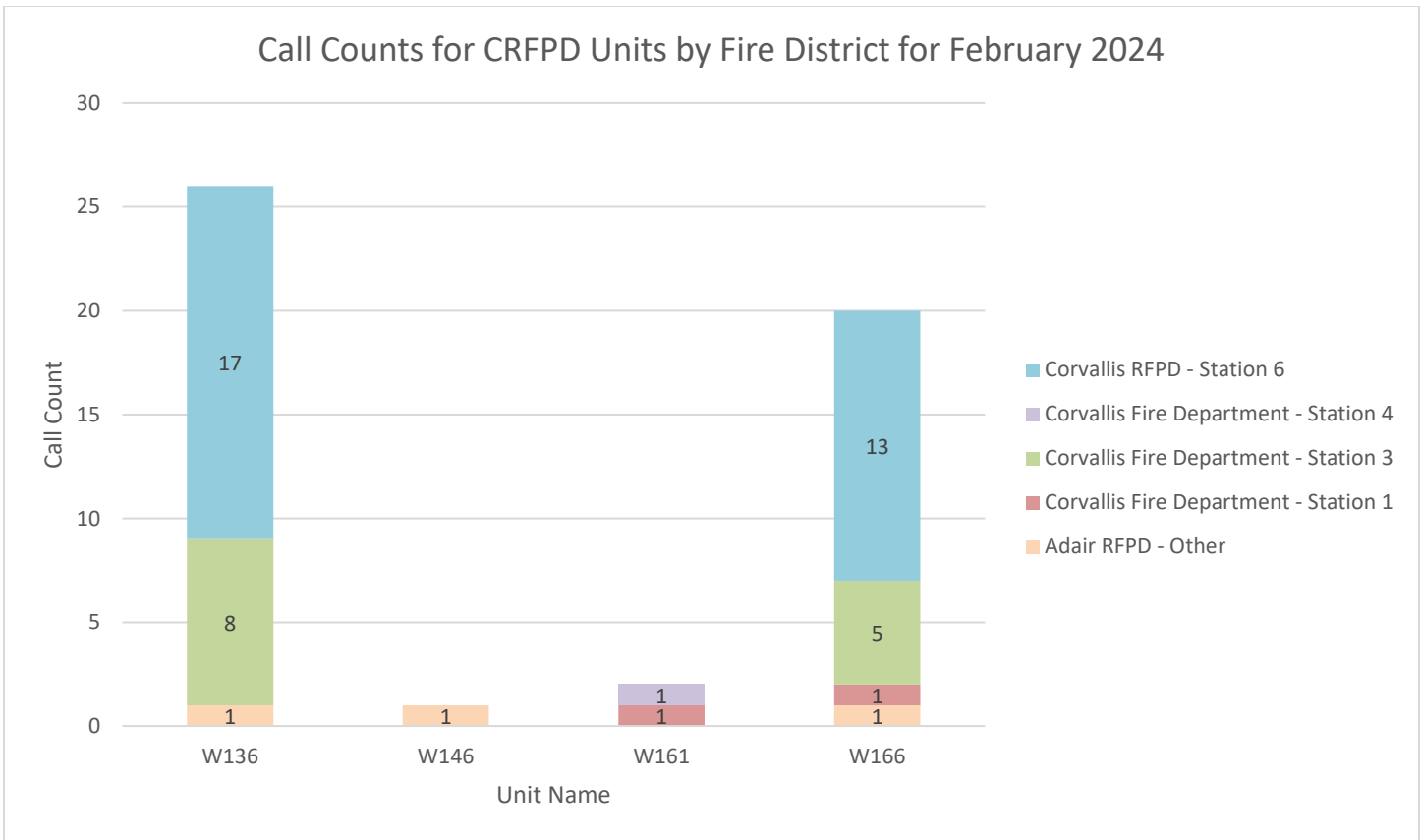
CFD Call Count by Fire District Call Occurred in for February 2024



CFD Call Count by CFD Station Districts for February 2024



Call Counts for CRFPD Units by Fire District for February 2024



*Note: Multiple units can respond to the same call, these numbers do not represent distinct call counts. It represents how many calls each specific unit responded to.

*Note: This will show all Station 6 apparatus and all tenders. If an apparatus does not appear, it means it did not respond on any calls during the month.

GENERAL INFORMATION

- EM Report
- EM Replacement Timeline (June 24)
- Evacuation Software (Ladris)
- Network in a Box (Locke Station Internet) – Update
- April 27th Wildfire Awareness Month Kick Off – CRFPD Open House?
- Hot Topics
- New Vol Recruitment
 - Spring Break Academy 8
- Current Tenders
 - 141 (City Owned) at manufacture for outfitting
 - CRFPD Tenders – No timeline (waiting on the contractor to visit)

Station 6 Staffing Hours

| | | | | | |
|-------------------------|---------------------------|--------|--------|--------|-------|
| Friday | 3/1/2024 | 136(3) | 136(2) | 166 | O.O.S |
| Saturday | 3/2/2024 | 6 | 0 | 18 | 0 |
| Sunday | 3/3/2024 | 0 | 24 | 0 | 0 |
| Monday | 3/4/2024 | 0 | 0 | 17 | 7 |
| Tuesday | 3/5/2024 | 4.25 | 14.25 | 0 | 5.5 |
| Wednesday | 3/6/2024 | 12.25 | 0 | 11.75 | 0 |
| Thursday | 3/7/2024 | 0 | 0 | 15 | 9 |
| Friday | 3/8/2024 | 0 | 5.5 | 14 | 4.5 |
| Saturday | 3/9/2024 | 4.25 | 19.75 | 0 | 0 |
| Sunday | 3/10/2024 | 0 | 7 | 17 | 0 |
| Monday | 3/11/2024 | 0 | 0 | 24 | 0 |
| Tuesday | 3/12/2024 | 0 | 0 | 24 | 0 |
| Wednesday | 3/13/2024 | 2 | 22 | 0 | 0 |
| Thursday | 3/14/2024 | 0 | 0 | 24 | 0 |
| Friday | 3/15/2024 | 0 | 4 | 0 | 20 |
| Saturday | 3/16/2024 | 9 | 0 | 15 | 0 |
| Sunday | 3/17/2024 | 24 | 0 | 0 | 0 |
| Monday | 3/18/2024 | 0 | 0 | 24 | 0 |
| Tuesday | 3/19/2024 | 0 | 0 | 24 | 0 |
| Wednesday | 3/20/2024 | 11.75 | 0 | 12.25 | 0 |
| Thursday | 3/21/2024 | 0 | 24 | 0 | 0 |
| Friday | 3/22/2024 | 8.25 | 0 | 15.75 | 0 |
| Saturday | 3/23/2024 | 24 | 0 | 0 | 0 |
| Sunday | 3/24/2024 | 0 | 0 | 24 | 0 |
| Monday | 3/25/2024 | 0 | 24 | 0 | 0 |
| Tuesday | 3/26/2024 | 0 | | 24 | 0 |
| | | 0 | 0 | 24 | 0 |
| 624 Hrs total (26 x 24) | % of Service Availability | 105.75 | 144.5 | 327.75 | 46 |
| | | 17% | 23% | 53% | 7% |

Station 6 Staffing Hours

| | | 136(3) | 136(2) | 166 O.O.S | |
|----------------------------|---------------------------|--------|--------|-----------|------|
| Thursday | 2/1/2024 | 0 | 0 | 24 | 0 |
| Friday | 2/2/2024 | 0 | 0 | 24 | 0 |
| Saturday | 2/3/2024 | 0 | 0 | 0 | 24 |
| Sunday | 2/4/2024 | 0 | 0 | 17 | 7 |
| Monday | 2/5/2024 | 0 | 24 | 0 | 0 |
| Tuesday | 2/6/2024 | 0 | 0 | 24 | 0 |
| Wednesday | 2/7/2024 | 0 | 0 | 15 | 9 |
| Thursday | 2/8/2024 | 0 | 0 | 15 | 9 |
| Friday | 2/9/2024 | 0 | 24 | 0 | 0 |
| Saturday | 2/10/2024 | 0 | 0 | 24 | 0 |
| Sunday | 2/11/2024 | 0 | 0 | 24 | 0 |
| Monday | 2/12/2024 | 0 | 0 | 24 | 0 |
| Tuesday | 2/13/2024 | 0 | 19.5 | 0 | 4.5 |
| Wednesday | 2/14/2024 | 0 | 0 | 24 | 0 |
| Thursday | 2/15/2024 | 0 | 0 | 17.5 | 6.5 |
| Friday | 2/16/2024 | 0 | 0 | 24 | 0 |
| Saturday | 2/17/2024 | 0 | 18 | 0 | 6 |
| Sunday | 2/18/2024 | 0 | 0 | 24 | 0 |
| Monday | 2/19/2024 | 0 | 0 | 19 | 5 |
| Tuesday | 2/20/2024 | 0 | 0 | 24 | 0 |
| Wednesday | 2/21/2024 | 0 | 24 | 0 | 0 |
| Thursday | 2/22/2024 | 10.25 | 0 | 13.75 | 0 |
| Friday | 2/23/2024 | 5 | 7 | 12 | 0 |
| Saturday | 2/24/2024 | 1 | 6 | 17 | 0 |
| Sunday | 2/25/2024 | 0 | 24 | 0 | 0 |
| Monday | 2/26/2024 | 0 | 0 | 24 | 0 |
| Tuesday | 2/27/2024 | 9.75 | 1.25 | 9.25 | 3.75 |
| Wednesday | 2/28/2024 | 0 | 0 | 20 | 4 |
| Thursday | 2/29/2024 | 2.5 | 17.25 | 0 | 4.25 |
| | | 28.5 | 165 | 419.5 | 83 |
| 696 Hrs total (24hrs x 29) | % of Service Availability | 4% | 24% | 60% | 12% |

Station 6 Staffing Hours

| | | 136(3) | 136(2) | 166 | O.O.S |
|----------------------------|---------------------------|--------|--------|--------|-------|
| Monday | 1/1/2024 | 0 | 0 | 24 | 0 |
| Tuesday | 1/2/2024 | 14.75 | 9.25 | 0 | 0 |
| Wednesday | 1/3/2024 | 0 | 0 | 24 | 0 |
| Thursday | 1/4/2024 | 9.25 | 0 | 14.75 | 0 |
| Friday | 1/5/2024 | 2.75 | 0 | 21.25 | 0 |
| Saturday | 1/6/2024 | 24 | 0 | 0 | 0 |
| Sunday | 1/7/2024 | 0 | 0 | 24 | 0 |
| Monday | 1/8/2024 | 24 | 0 | 0 | 0 |
| Tuesday | 1/9/2024 | 15.5 | 0 | 8.5 | 0 |
| Wednesday | 1/10/2024 | 16 | 8 | 0 | 0 |
| Thursday | 1/11/2024 | 1.25 | 10 | 12.75 | 0 |
| Friday | 1/12/2024 | 14.75 | 9.25 | 0 | 0 |
| Saturday | 1/13/2024 | 0 | 0 | 24 | 0 |
| Sunday | 1/14/2024 | 0 | 24 | 0 | 0 |
| Monday | 1/15/2024 | 0 | 24 | 0 | 0 |
| Tuesday | 1/16/2024 | 0 | 15 | 0 | 9 |
| Wednesday | 1/17/2024 | 0 | 0 | 24 | 0 |
| Thursday | 1/18/2024 | 7.75 | 0 | 16.25 | 0 |
| Friday | 1/19/2024 | 3.5 | 5 | 15.5 | 0 |
| Saturday | 1/20/2024 | 8.75 | 15.25 | 0 | 0 |
| Sunday | 1/21/2024 | 0 | 0 | 24 | 0 |
| Monday | 1/22/2024 | 0 | 0 | 19 | 5 |
| Tuesday | 1/23/2024 | 9.75 | 0 | 14.25 | 0 |
| Wednesday | 1/24/2024 | 0 | 24 | 0 | 0 |
| Thursday | 1/25/2024 | 7 | 0 | 17 | 0 |
| Friday | 1/26/2024 | 0 | 10 | 0 | 14 |
| Saturday | 1/27/2024 | 7.25 | 0 | 16.75 | 0 |
| Sunday | 1/28/2024 | 0 | 24 | 0 | 0 |
| Monday | 1/29/2024 | 0 | 0 | 20 | 4 |
| Tuesday | 1/30/2024 | 10.75 | 0 | 13.25 | 0 |
| Wednesday | 1/31/2024 | 0 | 0 | 24 | 0 |
| | | 177 | 177.75 | 357.25 | 32 |
| 744 Hrs total (24hrs x 31) | % of Service Availability | 24% | 24% | 48% | 4% |